

Check-Trol™ Isolation Flow Control Flange



Description

The Check-Trol flange is a combination isolation valve, flow control valve, and companion flange for circulators. The ball valve allows the circulator to be removed from the system without draining the system. The internal spring check prevents gravity circulation. Free floating companion flange makes pump installation a snap.



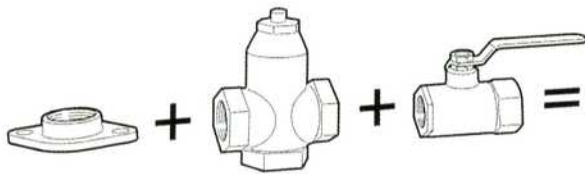
Dimensions & Weights

Model No.	Size Inches	Model	Use With Following Circulators	Dimensions - Inches (MM)					Approx. Shpg. Wt. Lbs. (Kg)
				A	B	B ₁	C	D	
101231	3/4" NPT x Flange	CTF - 3/4	NRF/NBF/SSF Wet Rotors	3/4" NPT	3" (76)	2-3/8" (60)	2-1/8" (54)	4" (102)	3.6 (1.6)
101232	1" NPT x Flange	CTF - 1	(Except NRF-45, NBF-45)	1" NPT	3-13/16" (97)	2-3/4" (70)	2-5/16" (59)	4" (102)	4.3 (2.0)
101233	1-1/4" NPT x Flange	CTF - 1-1/4	Series PL-30, PL-36, PL-55	1-1/4" NPT	4-3/4" (120)	3-3/16" (81)	2-5/8" (67)	5" (127)	6.0 (2.7)
101245	1-1/2" NPT x Flange	CTF - 1-1/2	Series 100, PR and LR	1-1/2" NPT	4-13/16" (122)	3-1/4" (83)	2-5/8" (67)	5" (127)	6.5 (2.9)
101234	1" NPT-HV x Flange	CTF - 1 HV	NRF-45, NBF-45, PL-45, PL-50, and Series HV	1" NPT	3-13/16" (97)	2-3/4" (70)	2-5/16" (59)	4" (102)	4.3 (2.0)
101235	1-1/4" NPT-HV x Flange	CTF - 1-1/4 HV		1-1/4" NPT	4-3/4" (120)	3-3/16" (81)	2-5/8" (67)	5" (127)	6.0 (2.7)
101246	1-1/2" NPT-HV x Flange	CTF - 1-1/2 HV	1-1/2" NPT	4-13/16" (122)	3-1/4" (83)	2-5/8" (67)	5" (127)	6.5 (2.9)	
101236	3/4" SWT x Flange	CTFS - 3/4	NRF/NBF/SSF Wet Rotors	3/4" SWT	3-5/16" (84)	2-19/32" (66)	2-1/8" (54)	4" (102)	3.6 (1.6)
101237	1" SWT x Flange	CTFS - 1	(Except NRF-45, NBF-45)	1" SWT	4-1/4" (107)	3-11/64" (81)	2-5/16" (59)	4" (102)	4.3 (2.0)
101238	1-1/4" SWT x Flange	CTFS - 1-1/4	Series PL-30, PL-36, PL-55	1-1/4" SWT	5-3/8" (136)	3-13/16" (97)	2-5/8" (67)	5" (127)	6.1 (2.8)
101247	1-1/2" SWT x Flange	CTFS - 1-1/4	Series 100, PR and LR	1-1/2" SWT	5-1/2" (140)	3-15/16" (100)	2-5/8" (67)	5" (127)	6.5 (2.9)
101239	1" SWT-HV x Flange	CTFS - 1 HV	NRF-45, NBF-45, PL-45, PL-50 and Series HV	1" SWT	4-1/4" (107)	3-11/64" (81)	2-5/16" (59)	4" (102)	4.3 (2.0)
101240	1-1/4" SWT-HV x Flange	CTFS - 1-1/4 HV		1-1/4" SWT	5-3/8" (136)	3-13/16" (97)	2-5/8" (67)	5" (127)	6.1 (2.8)
101248	1-1/2" SWT-HV x Flange	CTFS - 1-1/2 HV	1-1/2" SWT	5-1/2" (140)	3-15/16" (100)	2-5/8" (67)	5" (127)	6.5 (2.9)	

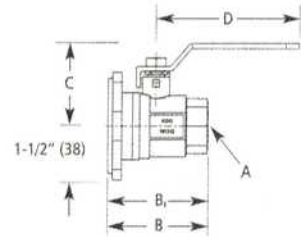
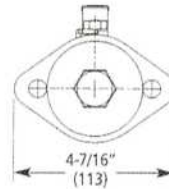
Dimensions and weights are approximate and subject to change. Contact factory for certified dimensions.
 *Check-Trol™ flange is sold with an isolation flange as a pair.
 B1 Dimension is overall length of isolation flange. The part numbers and shipping weights are for one Check-Trol™ flange and one isolation flange, capscrews and nuts.

Operating Data

Maximum working pressure150 psi (10 bar)
 Maximum operating temperature 200°F (93°C)



Patent Pending



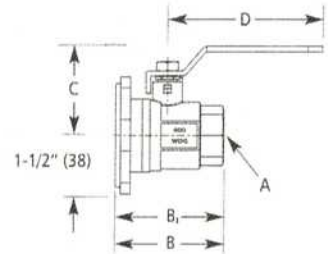
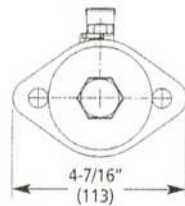
Isolation Flanges



Patent Pending

Operating Data

Maximum working pressure150 psi (10 bar)
 Maximum operating temperature 250°F (121°C)



Description

The isolation flange is a combination of an isolation ball valve and a companion flange for circulators. The isolation flange allows easy service or replacement of the circulator without the need to drain the system. The isolation flange fits the Bell & Gossett NRF/NBF/SSF wet rotors, Series PL, Series 100, HV, PR and LR circulators.

Dimensions & Weights

Model No.	Size Inches	Use With Following Circulators	Dimensions - Inches (MM)				Approx. Shpg. Wt. Lbs. (Kg)
			A	B	C	D	
101221	3/4" NPT x Flange	NRF/NBF/SSF Wet Rotors	3/4" NPT	2-3/8" (60)	2-1/8" (54)	4" (102)	3.5 (1.6)
101222	1" NPT x Flange	(Except NRF-45, NBF-45)	1" NPT	2-3/4" (70)	2-5/16" (59)	4" (102)	4.5 (2.0)
101223	1-1/4" NPT x Flange	Series PL-30, PL-36, PL-55	1-1/4" NPT	3-3/16" (81)	2-5/8" (67)	5" (127)	5.5 (2.5)
101241	1-1/2" NPT x Flange	Series 100, PR and LR	1-1/2" NPT	3-1/4" (83)	2-5/8" (67)	5" (127)	6 (2.7)
101224	1" NPT x Flange	NRF-45, NBF-45, PL-45, PL-50 and Series HV	1" NPT	2-3/4" (70)	2-5/16" (59)	4" (102)	4.5 (2.0)
101225	1-1/4" NPT x Flange		1-1/4" NPT	3-3/16" (81)	2-5/8" (67)	5" (127)	5.5 (2.5)
101242	1-1/2" NPT x Flange	1-1/2" NPT	3-1/4" (83)	2-5/8" (67)	5" (127)	6 (2.7)	
101226	3/4" SWT x Flange	NRF/NBF/SSF Wet Rotors	3/4" SWT	2-19/32" (66)	2-1/8" (54)	4" (102)	3.5 (1.6)
101227	1" SWT x Flange	(Except NRF-45, NBF-45)	1" SWT	3-11/64" (81)	2-5/16" (59)	4" (102)	4.5 (2.0)
101228	1-1/4" SWT x Flange	Series PL-30, PL-36, PL-55	1-1/4" SWT	3-13/16" (97)	2-5/8" (67)	5" (127)	5.5 (2.5)
101243	1-1/2" SWT x Flange	Series 100, PR and LR	1-1/2" SWT	3-15/16" (100)	2-5/8" (67)	5" (127)	6 (2.7)
101229	1" SWT x Flange	NRF-45, NBF-45, PL-45, PL-50 and Series HV	1" SWT	3-11/64" (81)	2-5/16" (59)	4" (102)	4.5 (2.0)
101230	1-1/4" SWT x Flange		1-1/4" SWT	3-13/16" (97)	2-5/8" (67)	5" (127)	5.5 (2.5)
101244	1-1/2" SWT x Flange	1-1/2" SWT	3-15/16" (100)	2-5/8" (67)	5" (127)	6 (2.7)	

Dimensions and weights are approximate and subject to change. Contact factory for certified dimensions.
 The part numbers and shipping weights are for two isolation flanges, capscrews and nuts. Isolation flanges are not sold individually.